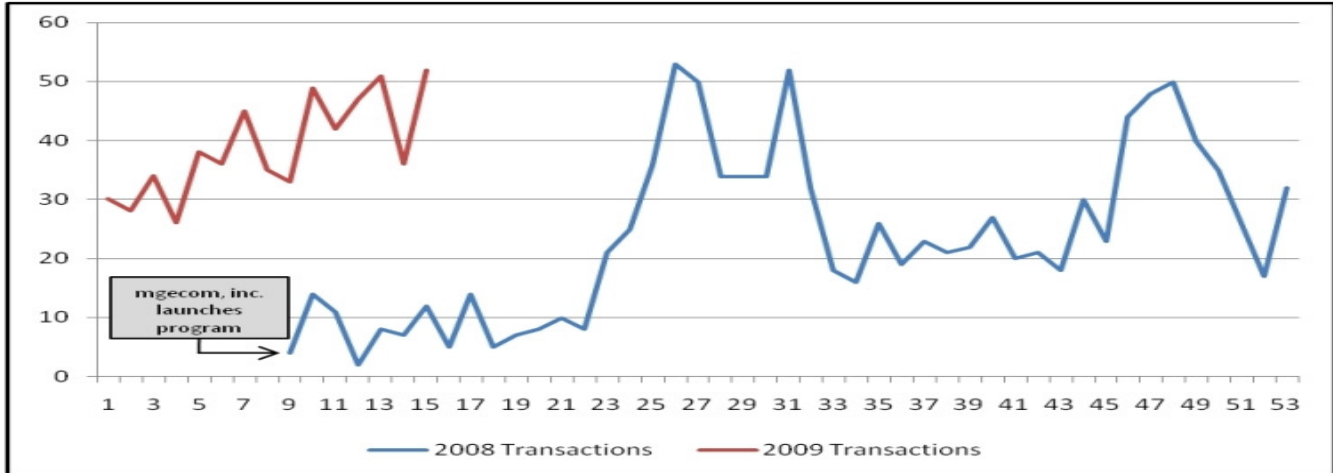


Program B (B2B Client, program launched by mgecom)

- ◆ Currently ranked 21st out of **all** Commission Junction programs in 3-month EPC
- ◆ So far in 2009 the average weekly increases over last year have been 598%.
- ◆ Over 40 Super Affiliates recruited into this extremely niche program by Month 3.

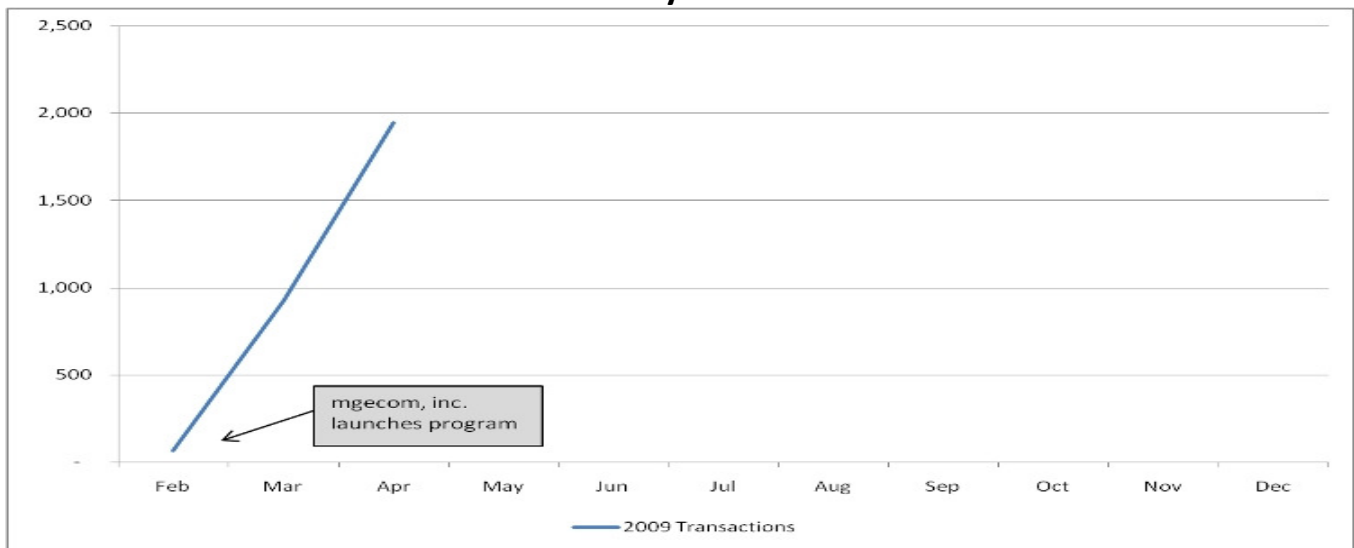
Weekly Growth Chart



Program C (B2B Client [lead generation], program launched by mgecom)

- ◆ Since launching in February, the average month over month growth rate has been 717%.
- ◆ The average week to week growth rate has been 122%.

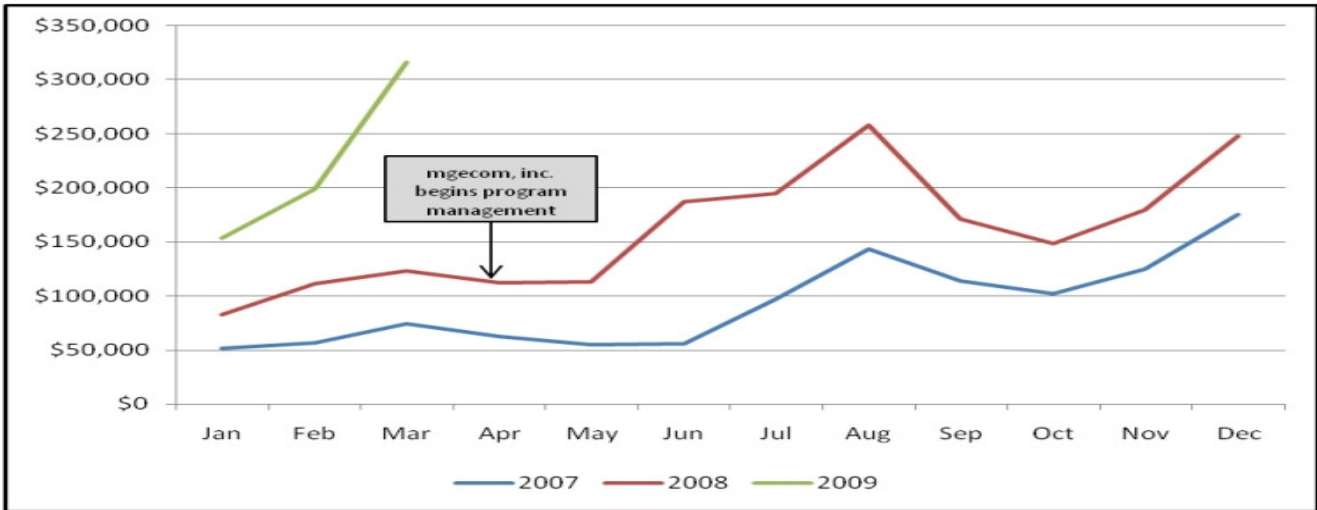
Monthly Growth Chart



Program D (Program Previously Managed by In-House Team)

- ◆ After taking over management of program in 2008, increased weekly revenue by an average of 87% over 2007.
- ◆ Currently increasing weekly revenue by an average of 121% and monthly revenue by an average of 107% over last year.

Monthly Growth Chart



Weekly Growth Chart



Program E (Program Previously Managed by In-House Team)

- ◆ Increased monthly revenue in program by 22% in month one of management.
- ◆ Increased monthly growth by 48% in month two.
- ◆ Currently ranked 64th out of **all** Commission Junction programs in 3-month EPC.

Monthly Growth Chart

